


# CSL-800

## HIGH PRECISION SLOTTING MACHINE



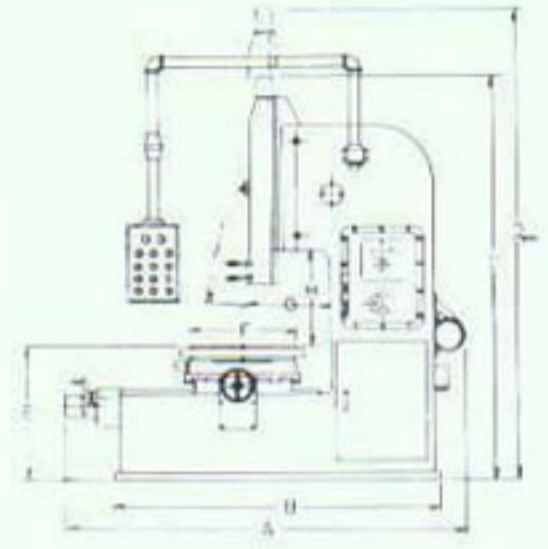
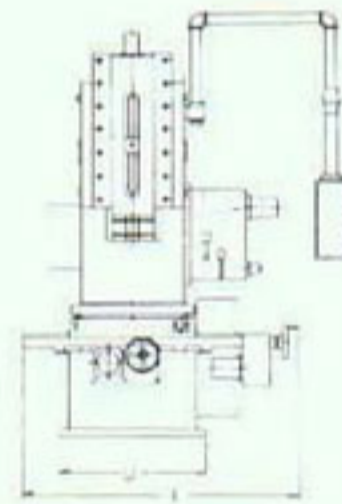
### ● 特性

1. 本機採用剎車馬達及直結齒輪傳動，增強滑頭切削力，並可作寸動控制，工作效率高。
2. 鉋頭滑動面及床面經硬化處理及精密研磨，傳動齒輪均採用高級合金鋼並施硬化處理，經久耐用。
3. 本機設有強制循環潤滑系統，使用壽命長。
4. 本機工作台前後，左右及迴轉三方向均可自動進給及快速送押。
5. 本機採用連桿傳動式，使鉋頭作上下速歸運動，提高工作效率及精度。
6. 本機鉋頭可前仰 $12^{\circ}$ ，適合斜面及斜孔加工。
7. 本機採用高級強韌鑄鐵，並經回火處理，機身不易變形。

A: 4200  
B: 3600  
C: 3600  
D: 4250  
E: 1080  
F: 1250  
G: 1200  
H: 1200  
I: 2550  
J: 820  
K:  $12^{\circ}$

### CHARACTERISTICS:

1. Through the use of a brake motor, ram position is easily to obtained with the push button panel.
2. All ram slides and driving gears have been hardened and precision ground.
3. All working components of the machine are lubricated by a central forced lubricating system.
4. Automatic feeding system (longitudinal, transverse and rotation) and indexing device of the work table are attached to standard machine.
5. Ram motion is linkage transmitted.
6. Ram can swivel  $10^{\circ}$  forward to finish tapered holes and work pieces.
7. Machine frame is constructed of high tensile cast iron, tempered to prevent deformation.



### ● 規格

### SPECIFICATION

單位 (UNIT): MM

鉋頭最大衝程	Maximum stroke	825	<b>● 標準附屬品</b> 1. 活動板手..... 1支 2. 十一螺絲起子..... 各1支 3. 固定板手..... 1組 4. 分度裝置..... 1組 5. 六角板手..... 1組 6. 基礎板..... 14片 7. 工具箱..... 1只
鉋頭最大傾斜角度	Front swivel angle of ram	$12^{\circ}$	
鉋頭垂直調整距離	Vertical ram travel	850	
鉋頭每分鐘衝程數(6段)	Ram speed (6 steps)	5 - 42	
鉋頭導路下端至工作台面距離	Distance between end of ram guide and work table	1200	
刀架座至機柱間距離	Distance between tool holder and column	1200	
工作台直徑	Diameter of work table	1250	
工作台分度比	Indexing ratio	1:360	<b>● 特別附屬品</b> 1. 照明設備..... 1組 2. 冷卻裝置..... 1套 3. 夾具( $W\frac{3}{4}$ )..... 1組  <b>STANDARD EQUIPMENT</b> 1. Monkey wrench..... 1 PC 2. + - drive..... each 1PC 3. Spanner..... 1 Set 4. Index..... 1 Set 5. Hex. spanner..... 1 Set 6. Base plate..... 14 PC 7. Tool box..... 1 PC  <b>SPECIAL EQUIPMENT</b>
工作台前後移動距離(無防塵蓋)	Longitudinal travel of work table (no Dust cover)	1600	
工作台左右移動距離(無防塵蓋)	Transversal travel of work (no Dust cover)	1100	
工作台自動進給量(每衝程)	Feed rate of work table	0.1 - 2.0	
工作台快速押送(每分鐘)	Rapid feed	1500	
主電動機	Main drive motor	15HP . 3 $\phi$ 220V	
進給馬達	Feed motor	0.2KW . 3 $\phi$ 220V	
快速押送馬達	Rapid feed motor	3.5KW	
滑頭上下調整馬達	Stroke motor	1.5 KW	
衝程調整馬達	Ram motor	0.75KW	
裝箱尺寸	Packing dimension	4400x2800x3600	
淨重	Net weight	18,000 Kgs	

註：為求產品精益求精，本公司保有變更設計權，不另通知。  
Note: Specification given herein are subject to change without notice.



林寶機械貿易私人有限公司

LIM POH MACHINERY TRADING PTE LTD

NO. 111, UBI AVE 4, CIVIC TERRACE WAREHOUSE, SINGAPORE 408761.

E-mail: enquiry@limpoh.com Website: http://www.limpoh.com

TEL: 6846 1138 FAX: 6841 2832

GST Reg.No. M2-0067812-5 Business Reg.No. 198404054E