



FEATURES:

- Hardened and ground bedway.
- **12 speeds (50-2000 R.P.M.)** Hardened & Ground gears Headstock.
- 3HP (2.2kw) three phase motor.
- Foot brake giving rapid breaking.
- Emergency stop switch equipped on the front of head stock.
- Jog button switch for easy gear engagement and inching spindle.
- **Open type chip pan** easily to remove chip.
- Extra safety switch shuts down machine entirely for changing belt or gear.




HEADSTOCK & SPINDLE

The headstock is made of high quality cast iron (FC30) all shafts and gears are of high tensile steel and are hardened and ground. Two precision taper roller bearings support the heavy main spindle. Spindle has 1½" (38mm) hole & D1-4" camlock on spindle nose ensures rapid chuck mounting and dismounting.




APRON & SADDLE

Threading dial furnished as standard equipment. Automatic feeding and threading are fully interlocked. Saddle and slides feature slide locking clamps and easily operated strip adjusters. Forward-off-reverse functions controlled by convenient apron lever, 4-way toolpost is standard.



GEAR BOX

For maximum convenience quick change gear box features a complete threading range: 32 Inch threads, 32 Metric threads, 32 Diametral pitches 27 Module pitches are available. Totally enclosed gear box has easier lubrication.



TAILSTOCK

Tailstock is of rigid construction and features supertight clamp locked by clamp lever. M.T. # 3 internal taper provides heavy support for live centers or tip center. The quill is hardened and ground, graduated in inches and metric scale.