



## Optional Accessories




Automatic Door

- Door is open automatically while a machining cycle comes to an end. This function saves cycle time drastically and adds you more profits.



Parts Catcher

- Upon completion of turning cycle, catcher automatically receives workpiece, then conveys it out the gate to workpiece collection box, saves more time if fitted with automatic bar-feeder.



Tool Setter

- Eliminating downtime for tool inspection and compensation, this manual tool setter measures and offsets tool wear to maintain 5  $\mu$  m repeatability accuracy.